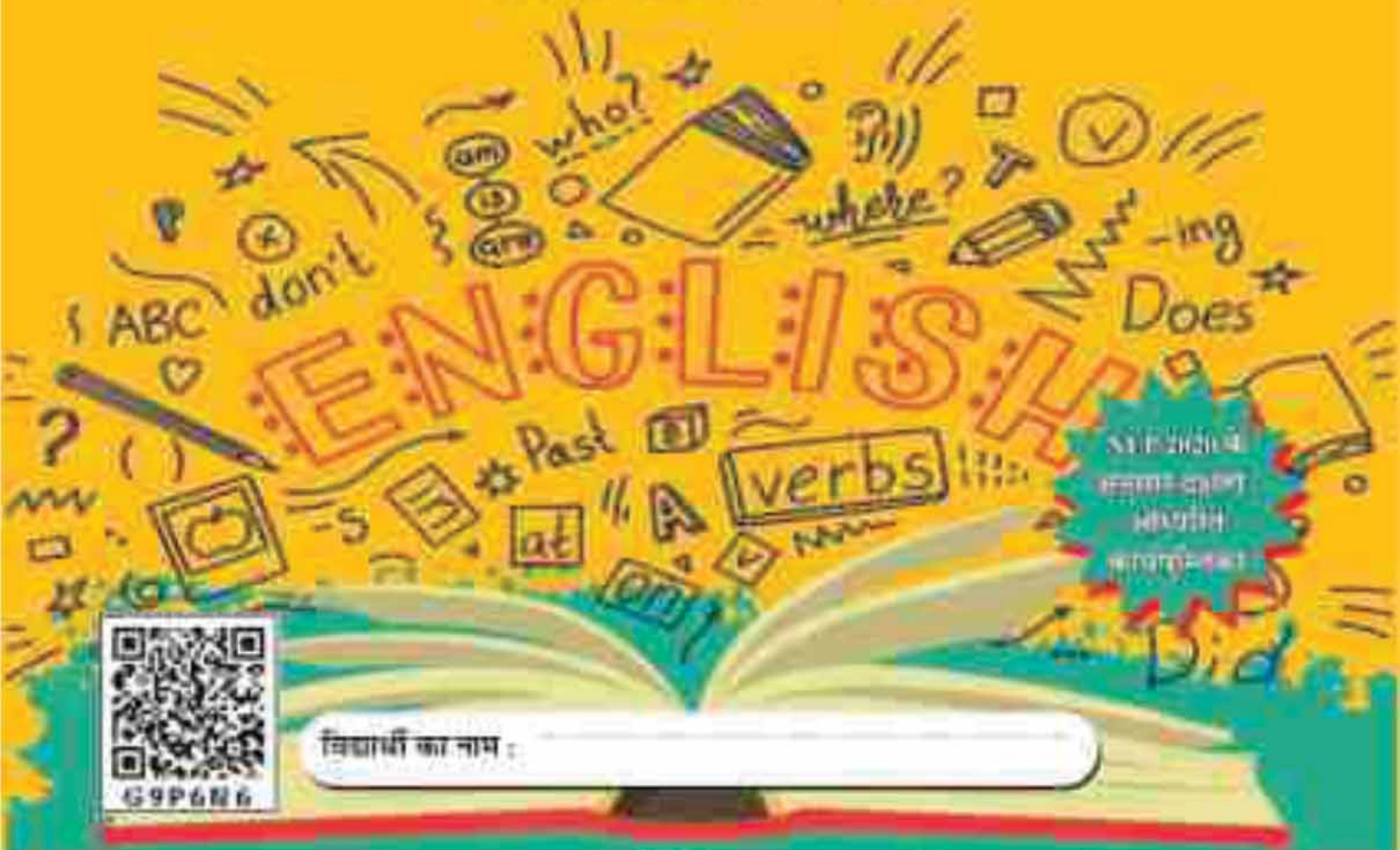




Prayas – 2

Bridge - Remediation Workbook English Grade : 4-5



राजस्थान राज्य शैक्षिक अनुसंधान एवं
प्रशिक्षण परिषद्, उदयपुर

कोरोना से बचाव के उपाय

हाथ धोने के पाँच आसान चरण



1
सबसे पहले हाथों के हाथ पीला,
फिर हाथ को हाथों के बीच में पीला



2
हाथ के पीछे फिर हाथ को पीला,
फिर पीछे के हाथों के बीच में हाथ



3
सोना तक उंगलियों
में सुरक्षा



4
थंब तक उंगलियों
में सुरक्षा



5
हाथ को फिर हाथों में धर, धर,
अधिक साफ हाथ में हो दे वक्त

कार्यपुस्तिकाओं की मुख्य विशेषताएँ:

सभी विद्यार्थियों को कक्षा स्तर पर लाने के लिए



1
NEP 2020 के अनुसार
सबसे-आधुनिक
कार्यपुस्तिका



2
बिज और उद्योगात्मक
कार्यक्रम का समर्थन
करने के लिए राष्ट्रीय



3
विद्यार्थी प्रगति का ट्रैक
करने के लिए Baseline, Midline
व्यवसायिक आकलन और
Endline मूल्यांकन सम्मिलित है

मुख्य संरक्षक

डॉ. बुलाकी दास कल्ला

शिक्षा मंत्री (प्राथमिक एवं माध्यमिक), संस्कृत शिक्षा विभाग
राजस्थान सरकार, जयपुर

श्रीमती जाहिदा खान

शिक्षा राज्य मंत्री (प्रारंभिक एवं माध्यमिक)
राजस्थान सरकार, जयपुर

संरक्षक

श्री पवन कुमार गोयल (IAS)

अतिरिक्त मुख्य सचिव, स्कूल शिक्षा, राजस्थान सरकार, जयपुर

डॉ. मोहन लाल यादव (IAS)

राज्य परियोजना निदेशक एवं आयुक्त, राजस्थान स्कूल शिक्षा परिषद्, जयपुर

श्री गौरव अग्रवाल (IAS)

निदेशक, प्रारंभिक एवं माध्यमिक शिक्षा, बीकानेर, राजस्थान

मुख्य मार्गदर्शक

सुश्री प्रियंका जोधावत (RAS)

निदेशक, राजस्थान राज्य शैक्षिक अनुसंधान एवं प्रशिक्षण परिषद्, उदयपुर

मार्गदर्शन

श्रीमती सना सिद्दीकी (RAS)

अतिरिक्त राज्य परियोजना निदेशक, राजस्थान स्कूल शिक्षा परिषद्, जयपुर

श्रीमती श्यामा राठौड़ (RAS)

उपायुक्त, राजस्थान स्कूल शिक्षा परिषद्, जयपुर

प्रबोधन समूह

श्री ललित शंकर आमेटा

प्रोफेसर-I, RSCERT, उदयपुर

श्री कमलेंद्र सिंह राणावत

प्रोफेसर-II, RSCERT, उदयपुर

डॉ. मोटाराम भादू

उपनिदेशक, राज. स्कूल शिक्षा परिषद्, जयपुर

डॉ. मनीषा उज्वल

एसोसिएट प्रोफेसर, RSCERT, उदयपुर

श्री मुकेश चंद

सहायक निदेशक, राज. स्कूल शिक्षा परिषद्, जयपुर

श्री बन्ना राम रैगर

असिस्टेंट प्रोफेसर, RSCERT, उदयपुर

विकास समूह

श्री कमल सिंह शेखावत

प्रधानाध्यापक, रा.उ.प्रा.वि.
शिंभुपुरा, गोविंदगढ़,
जयपुर

श्रीमती पूनम भाटिया

प्रधानाध्यापक, रा.उ.प्रा.वि.,
बंबाला, सांगानेर,
जयपुर

श्री देशराज सिंह तंवर

व. अध्यापक, रा.उ.मा.वि.
गोकुलपुरा, झोटवाड़ा शहर,
जयपुर

श्री टी. के. सतीश मेनन

व. अध्यापक, म.गा.अ.मा.वि.,
वल्लभनगर, उदयपुर

श्री दीपेश व्यास

व. अध्यापक, रा.उ.मा.वि.,
गनोड़ा, घाटोल,
बांसवाड़ा

विशेष सहयोग

श्री अरुण कुमार, श्री शशीकान्त, श्रीमती सोनल ओझा, श्रीमती योग्यता इसरानी

शिक्षकों के लिए संदेश

प्रिय शिक्षकों!

राजस्थान राज्य शैक्षिक अनुसंधान एवं प्रशिक्षण परिषद्, उदयपुर द्वारा कक्षा 3 से कक्षा 8 तक के विद्यार्थियों के उपचारात्मक शिक्षण के लिए हिंदी, अंग्रेजी एवं गणित विषय की कार्यपुस्तिकाएँ तैयार की गई हैं। ये कार्यपुस्तिकाएँ बुनियादी दक्षताओं को ध्यान में रखकर बनाई गई हैं, जिनसे विद्यार्थियों को उनके कक्षा स्तर तक लाया जा सके तथा उनके अधिगम अंतराल को पूरा किया जा सके।

कार्यपुस्तिका की विशेषताएँ

- प्रारंभिक अभ्यास बेस लाइन मूल्यांकन के लिए है इनसे कक्षा में समूह निर्धारित किया जाएगा।
- भाग एक पर सभी विद्यार्थियों से कार्य करवाया जाएगा। इसके अंत में मध्यावधि मूल्यांकन से विद्यार्थी का स्तर निर्धारित किया जाएगा।
- मध्यावधि मूल्यांकन के परिणाम के आधार पर नामांकित कक्षा से न्यून स्तर वाले विद्यार्थियों के साथ भाग दो पर वर्षपर्यंत शिक्षण कार्य करवाया जाएगा।

शिक्षकों की भूमिका

- कार्यपुस्तिका के साथ-साथ उपचारात्मक शिक्षण के लिए शिक्षक ए.बी.एल. किट एवं अन्य गतिविधि सामग्रियों का उपयोग करते हुए गतिविधि आधारित शिक्षण कार्य करेंगे।
- शिक्षक कार्यपत्रकों पर कार्य करने से पूर्व संबंधित शिक्षण सामग्री पर शिक्षण अधिगम प्रक्रिया पूर्ण करेंगे। उसके पश्चात् अपने मार्गदर्शन में बच्चों को कार्यपत्रकों पर अभ्यास के अवसर प्रदान करेंगे।
- शिक्षण कार्य को रोचक व गुणवत्तापूर्ण बनाने के लिए ए.बी.एल. गतिविधि एवं अन्य क्रियात्मक गतिविधियों को भी शामिल किया गया है।
- गुणवत्तापूर्ण शिक्षण की उद्देश्य पूर्ति को ध्यान में रखते हुए इन कार्यपुस्तिकाओं का निर्माण किया गया है।
- सभी शिक्षक साथियों से अनुरोध है कि वे इन कार्यपुस्तिकाओं का अधिगम अंतराल को पूर्ण करने एवं बालकों को कक्षास्तर तक लाने में समुचित उपयोग सुनिश्चित करें। व्यक्तिगत मार्गदर्शन इस कार्य में महत्वपूर्ण साधन रहेगा।

आशा है यह कार्यपुस्तिका आपके एवं विद्यार्थियों के लिए उपयोगी सिद्ध होगी। आपके सकारात्मक सुझाव सदैव आमंत्रित हैं।

INDEX

Bridge Course



Sr. No	Competency	Worksheet Number	Page Number
1	The learner can write letters according to their sound	1	1
2	The learner can understand the sound of the vowels	2	2
3	The learner can write simple words	3	3
4	The learner can write small letters using correct strokes	4	4
5	The learner can identify pictures and small letters using correct strokes	5	5
6	The learner can write three letter words like cat, pin tap etc.	6	6
7	The learner can read and understand animal homes	7	7
8	The learner can recognise shapes	8	8
9	The learner can write names of animals	9	9
10	The learner can write simple words	10	10
11	The learner can write simple words	11	11
12	The learner can relate pictures and write letters with their correct sounds	12	12
13	The learner can write words related to pictures	13	13
14	The learner can write the name of fruits	14	14
15	The learner can write the name of vegetables	15	15
16	The learner can write the name of birds	16	16
17	The learner can recognise the colour name	17	17
18	The learner can recognise the colour name	18	18
19	The learner can recognise rhyming words	19	19
20	The learner can write simple words	20	20
21	The learner can understand the vocabulary	21	21
22	Baseline Assessment		22-25
23	The learner can use articles	22	26
24	The learner can write occupation	23	27
25	The learner can use prepositions	24	28
26	The learner can read and write simple words	25	29
27	Activity - 1		30
28	The learner can write the names of body parts	26	31
29	Assessment - 1		32
30	The learner can write simple words	27	33
31	The learner can write simple words	28	34
32	The learner can write correct plurals	29	35

Sr. No	Competency	Worksheet Number	Page Number
33	The learner can write opposite genders	30	36
34	Activity - 2		37
35	The learner can write simple sentences	31	38
36	Assessment - 2		39
37	The learner can identify vowel sound letters	32	40
38	The learner can understand colours	33	41
39	Activity - 3		42
40	The learner can write simple words	34	43
41	The learner can read simple words	35	44
42	The learner can write simple words	36	45
43	Assessment - 3		46
44	The learner can read simple words	37	47
45	The learner can write simple words	38	48
46	The learner can understand different vehicles	39	49
47	The learner can write simple words	40	50
48	The learner can use pronoun properly	41	51
49	Assessment - 4		52
50	The learner can use "this and that"	42	53
51	The learner can write simple words	43	54
52	Activity - 4		55
53	The learner can identify and write numbers in words	44	56
54	The learner can write action words	45	57
55	Activity - 5		58
56	The learner can write the numbers in words	46	59
57	Assessment - 5		60
58	The learner can draw a picture and recognise the colour	47	61
59	The learner can write new words	48	62
60	The learner can write simple sentences using pronoun	49	63
61	Activity - 6		64
62	The learner can use preposition in sentences	50	65
63	The learner can write simple words	51	66
64	Assessment-6		67
65	The learner can use articles	52	68
66	The learner can write simple sentences	53	69
67	The learner can write simple sentences using present continuous	54	70
68	The learner can write simple sentence using simple future	55	71
69	Activity - 7		72
70	Assessment - 7		73
71	Midline Assessment		74-77

Worksheet-1

Competency : The learner can write letters according to their sound.

★ **Read these words aloud and write them in the given space :**

hat, fan, cap, cat, rat, pan
tap, mat, man, map, lap, can

___ap

___an

___at



Date:.....

Teacher's Signature


Worksheet-2

Competency : The learner can understand the sound of the vowels.

★ Fill in the blanks with appropriate vowel :



f ____ n



f ____ sh



f ____ t



f ____ t



s ____ n




s ____ n



c ____ p



c ____ p



b ____ g



b ____ g



l ____ g



l ____ g



Worksheet-3

Competency : The learner can write simple words.

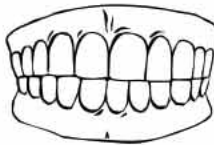
★ Colour the pictures and write the name of the colour :

word

picture

name of the colour

teeth




.....

Cloud



.....

leaf



.....

hair



.....

apple



.....

Eggplant



.....



Date:.....

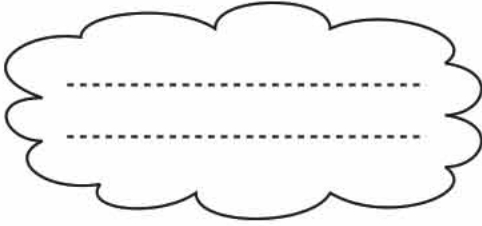
Teacher's Signature

Worksheet-4

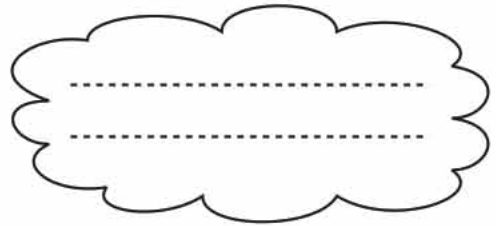
Competency: The learner can write small letters of alphabets using the strokes correctly.

*** Write words that begin with the given letter :**

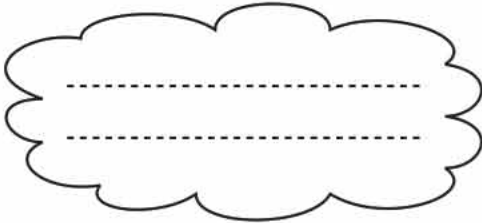
h



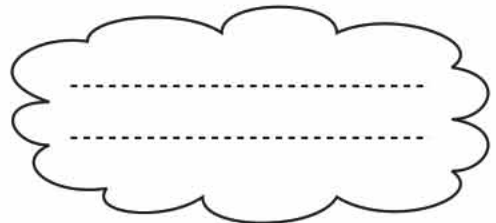
c



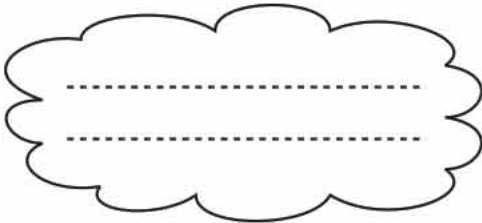
e



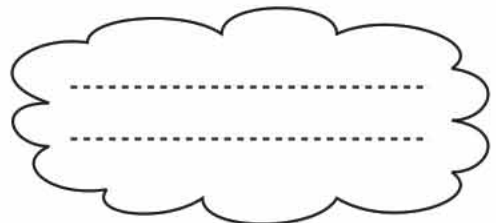
m



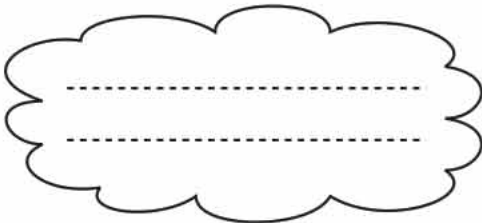
b



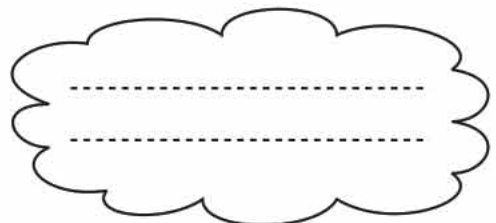
r



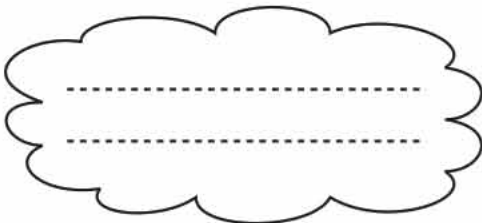
s



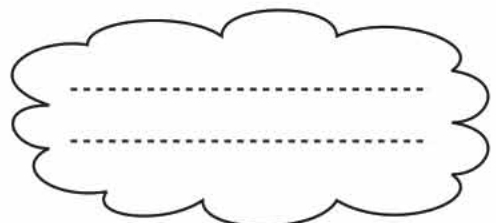
t



o



u




Worksheet-5

Competency : The learner can Identify pictures and write the small letters of the alphabets using correct strokes.

*** Look at the pictures and complete the words :**



si__



__ish



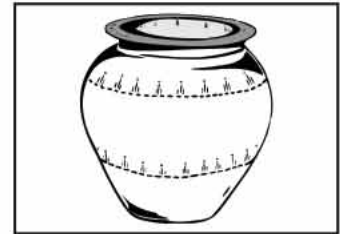
__xe



__at



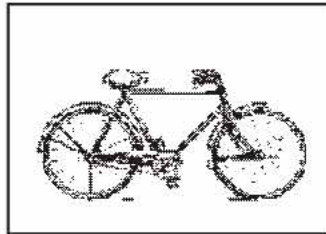
__atch



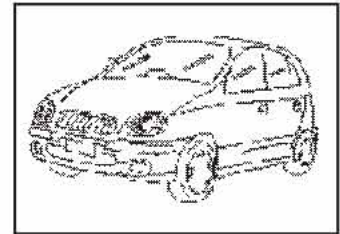
__ot



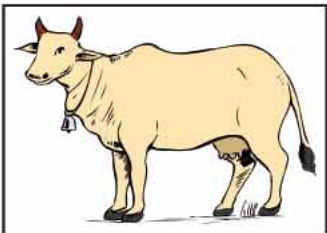
la__p



cy__le



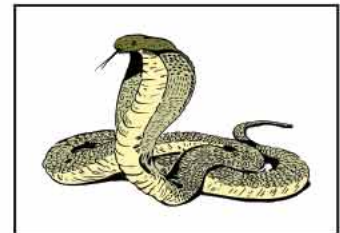
__ar



co__



__ck



sn__e



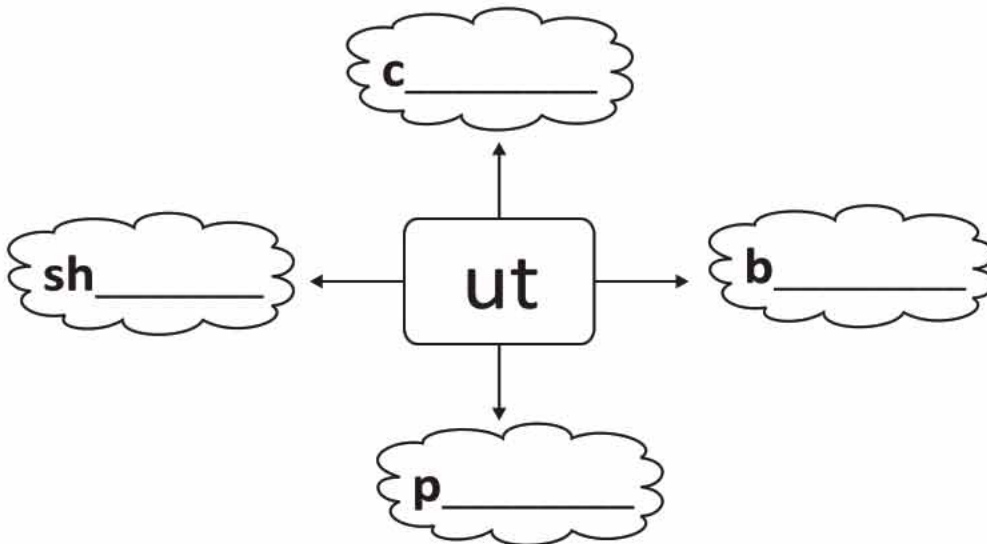
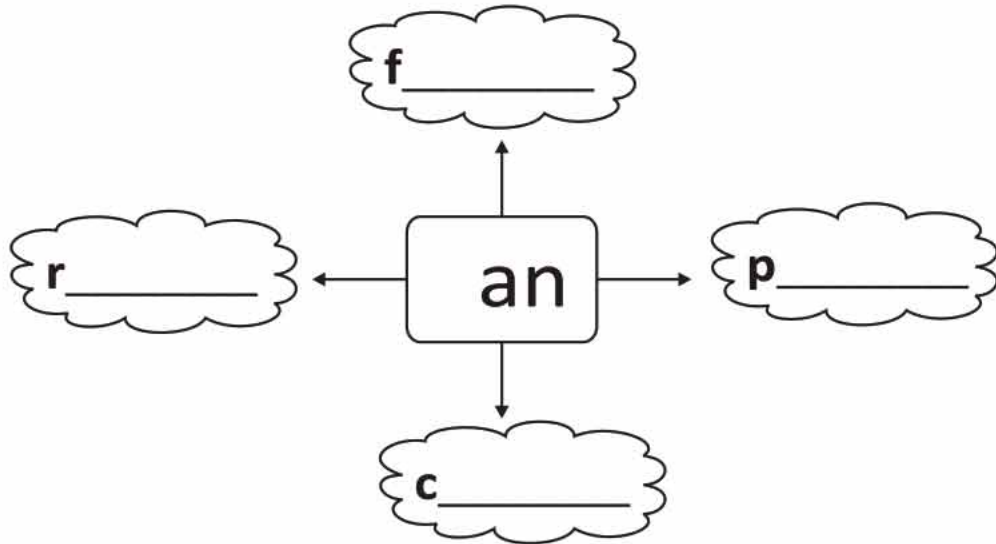
Date:.....

Teacher's Signature.....

Worksheet-6

Competency : The learner can write three letter words like cat, pin, tap etc.


* Make new words :



Worksheet-7

Competency : The learner can read and understand animal homes.

★ **Look at the pictures and match with their homes:**



tree



water



den



hole



nest



Date:.....

Teacher's Signature.....

Worksheet-8


Competency : The Learner can recognize shapes.

Fill in the shape with different colours and match them :

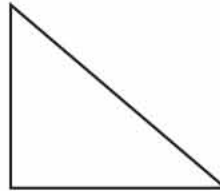
1. Red - Triangle



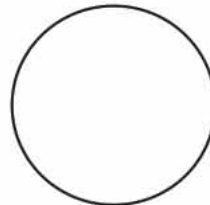
2. Green - Rectangle



3. Yellow - Square



4. Black - Cylinder



5. Brown - Oval



6. Blue - Circle

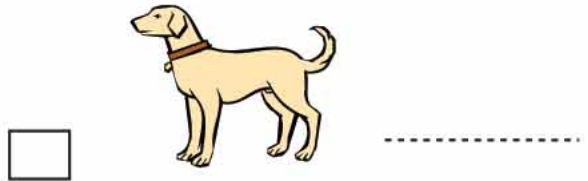
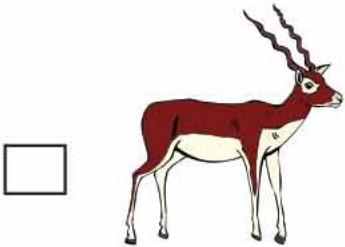

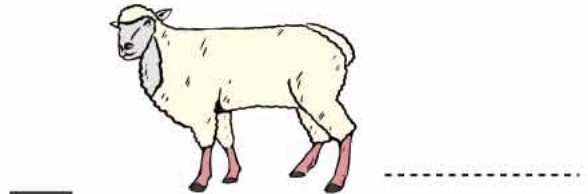
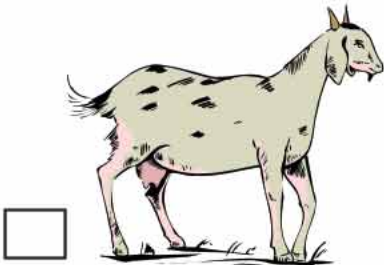
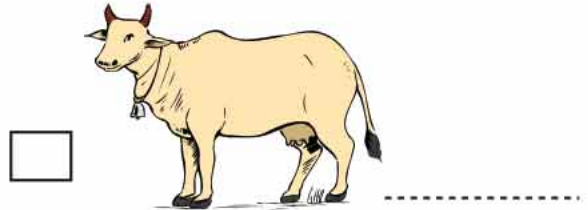


Worksheet-9

Competency : The learner can write names of animals.

★ Write the name of animals and tick (✓) the domestic animals:

lion, dog, fox, horse, rabbit, bear, goat, cow, sheep, deer



Date: Teacher's Signature

Worksheet-10

Competency : The learner can write simple words.

✱ Write the number name that comes between the given numbers :

one three

five seven

three five

seven nine

✱ Write these numbers in words:

1 6

2 7

3 8

4 9

5 10



Worksheet-11

Competency : The learner can write simple words.

*** Write the name of your -**

mother

father

sister

brother

friend

teacher

district

country

city

state




Date:.....

Teacher's Signature

Worksheet-12

Competency : The learner can relate pictures and write letters with their correct sounds.

☞ **Write the first letter of the word in the capital letter with the help of the pictures :**



Lion



Elephant



Axe



India



Duck



Umbrella



Orange



Watch



Zebra



Yak

Worksheet-13

Competency : The learner can write the words related to pictures.

☞ **Look at the pictures given below and name them :**

(a)



s _____

(b)



c _____

(c)



m _____

(d)



r _____

(e)



s _____

(f)



m _____



Date:.....

Teacher's Signature

Worksheet-14

Competency : The learner can write the name of fruits.

☞ **Look at the pictures and write their names :**



a.....



o.....



g.....



b.....



m.....



Worksheet-15

Competency : The learner can write the name of vegetables.

☞ **Look at the pictures and write their names:**




p.....



t.....



r.....



p.....



C.....




Date:.....

Teacher's Signature


Worksheet-16

Competency : The learner can write the name of birds.

☞ **Identify the birds and write their names :**



p.....



p.....



C.....



S.....



p.....



Worksheet-17

Competency : The learner can recognize the colour name.

☞ **Fill in the blanks with missing letters :**

bl _ ck

gre _ n

or _ nge

r _ d

p _ nk


p _ rple

bl _ e


y _ llow

br _ wn

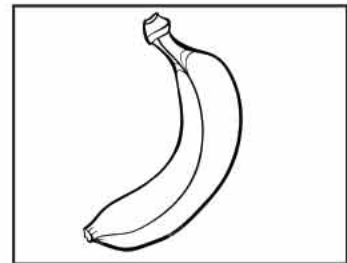
☞ **Colour the following pictures :**




eggplant




Apple



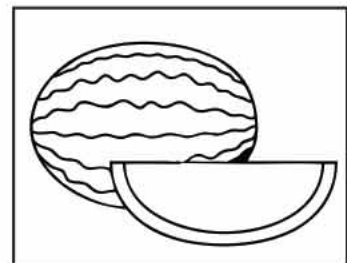
Banana



Leaf



Orange



Watermelon



Date:.....

Teacher's Signature

Worksheet-18

Competency : The learner can recognize the colour name.

Colour the following pictures using the colour name given in the box :



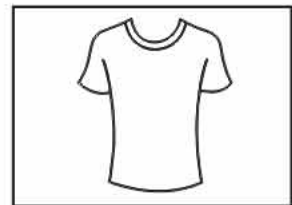
Black

Green



Red

Blue



Yellow

Orange



Brown

Purple



Worksheet-19

Competency : The learner can recognize the rhyming words.

☞ **Match the same sound words :**

log	say
but	fog
hot	gun
day	hut
run	bin
pin	cot




Date:.....

Teacher's Signature.....

Worksheet-20

Competence : The learner can write simple words.

☞ Mark the correct spelling :




A - wemen

B - woman

C - wamon

.....




A - lien

B - lian

C - lion

.....



A - meuos

B - muose

C - mouse

.....



A - pond

B - pand

C - pund

.....




Worksheet-21

Competency : The learner can understand the vocabulary learnt

 **Match the following pictures with their occupation**



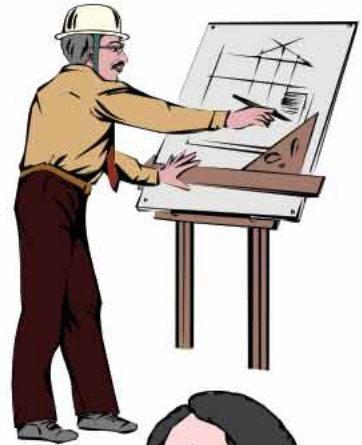
Doctor



Cricketer



Scientist



Yoga instructor

Computer Operator



Engineer



Date:

Teacher's Signature

Baseline Assessment (प्रारंभिक मूल्यांकन)

- ★ यह मूल्यांकन विद्यार्थी स्वविवेक से करेंगे।
- ★ विद्यार्थी को सभी प्रश्न हल करने हैं।
- ★ शिक्षक विद्यार्थी को केवल प्रश्न समझने में सहायता करेंगे।
- ★ टिप्पणी करते समय शिक्षक विद्यार्थी की संपूर्ण शिक्षण गतिविधियों को ध्यान में रखेंगे।

1. Write the letter that comes after the given letter

- (a) Q__ (b) T____
(c) Y__ (d) P____

2. Underline the given letter in each word

J - jug, rejoin, banjo, major

t - soft, tomato, tiger, must

3. Circle the words that do not begin with the given letter

q - quill, girl, queen, quiz

p - basket, pause, party, parcel

4. Observe the pictures and complete the words



S__



Cy_le

5. Fill in the blanks with missing letters

(a)  Fa___r

(b)  Do___r



Baseline Assessment (प्रारंभिक मूल्यांकन)

6. Fill in the blanks using 'This/That'.

(a)  _____ is a pot.

(b)  _____ ball is mine.

7. Write the plural of the following words.

(a) song

(b) girl

8. Fill In the blanks with is/are/am

(1) You ___ a good boy.

(2) Shalini _____ a good singer.

9. Look at the pictures and write their names.



C_____.



L_____.

10. Identify and circle the vowels in the given bracket.

a	p	q	r	s	e	t	u
o	v	w	i	a	p	e	o



Date:.....

Teacher's Signature

Baseline Assessment (प्रारंभिक मूल्यांकन)

11. Write colour name of the given pictures.





12. Fill in the blanks using a/an

_____ fan

_____ box

_____ ox

_____ old man

_____ tub

_____ umbrella


13. Write two words beginning with the given letter.

b _____

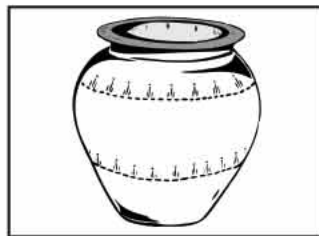
c _____

k _____

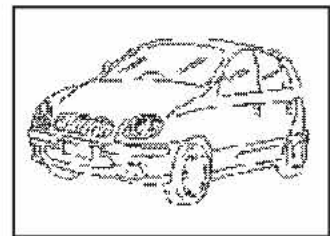
14 Look at the pictures and complete the words :



_____ish

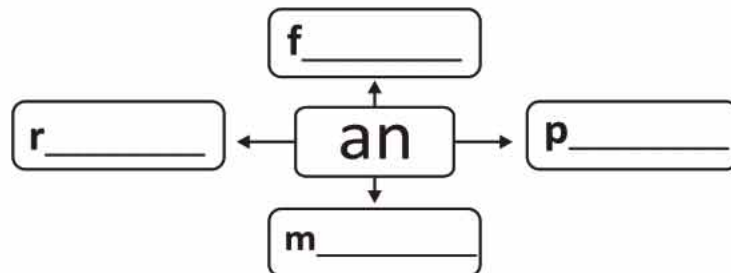


_____ot



_____ar

15 Make new words :



Baseline Assessment (प्रारंभिक मूल्यांकन)

16. Fill in the blanks using vowels :

f__n b__g t__n s__n l__g

17. Match the same sound words :

log say

but cot

hot fog

day hut

18. Write number names of 1 to 5 :

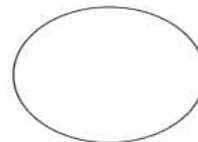
19. Write your name :

20. Write the name of school.

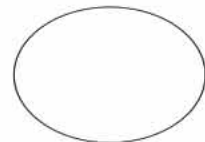
Student Performance Record

Remark :

Student Group



Group-1



Group-2



Date:.....

Teacher's Signature

Worksheet-22

Competency : The learner can use articles.

★ **Complete the sentences using a/an/ the (article) :**

My friend Rohan has _____ umbrella. _____ umbrella is very beautiful.

Payal has _____ dog. _____ dog is black.

I have _____ hen. It lays _____ egg daily.

We all are living in _____ house.

Once we went to see _____ Taj Mahal.

My father likes to eat _____ ice-cream after lunch.

A thief is not _____ good person.

I eat _____ apple, _____ banana and _____ guava everyday.



Worksheet-23

Competency : The learner can write occupation.

★ Look at the picture and write the name of occupation in the first sentence and 'He/She' in the second sentence:

(1) Payal is a
..... teaches in a school.



(2) Vinod is a
..... stitches clothes.



(3) Sunita is a
..... is brave.



(4) My friend is a
..... makes nice pots.



(5) My neighbour is a
..... helps patients.




Date:.....

Teacher's Signature

Worksheet-24

Competency : The learner can use preposition.

- ★ Look at the pictures carefully and use appropriate prepositions (in, on, under) in the space below :



Dog No. 1 is the car.

Dog No. 2 is the chair.

Dog No. 3 is the table.

Dog No. 4 is the table.

Cat No. 5 is the basket.

Dog No. 6 is the car.



Worksheet-25

Competency : The learner can read and write simple words.

✎ **Write two words beginning with the given letter :**

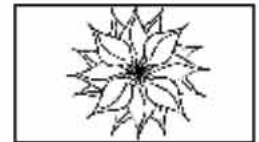
b..... b.....



d..... d.....



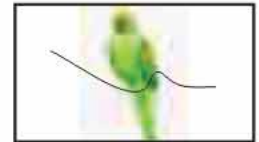
f..... f.....



w..... w.....



p..... p.....



s..... s.....



n..... n.....



m..... m.....



Date:.....


Teacher's Signature

Activity-1

Competency - The learner can write simple words.
The learner can understand vocabulary

Activity Title - Word treasure Ring game

Materials - 1. Word Treasure Ring game
2. Rhyming words (Activity Card)
3. Silent letters (Activity Card)



Steps for the activity:-

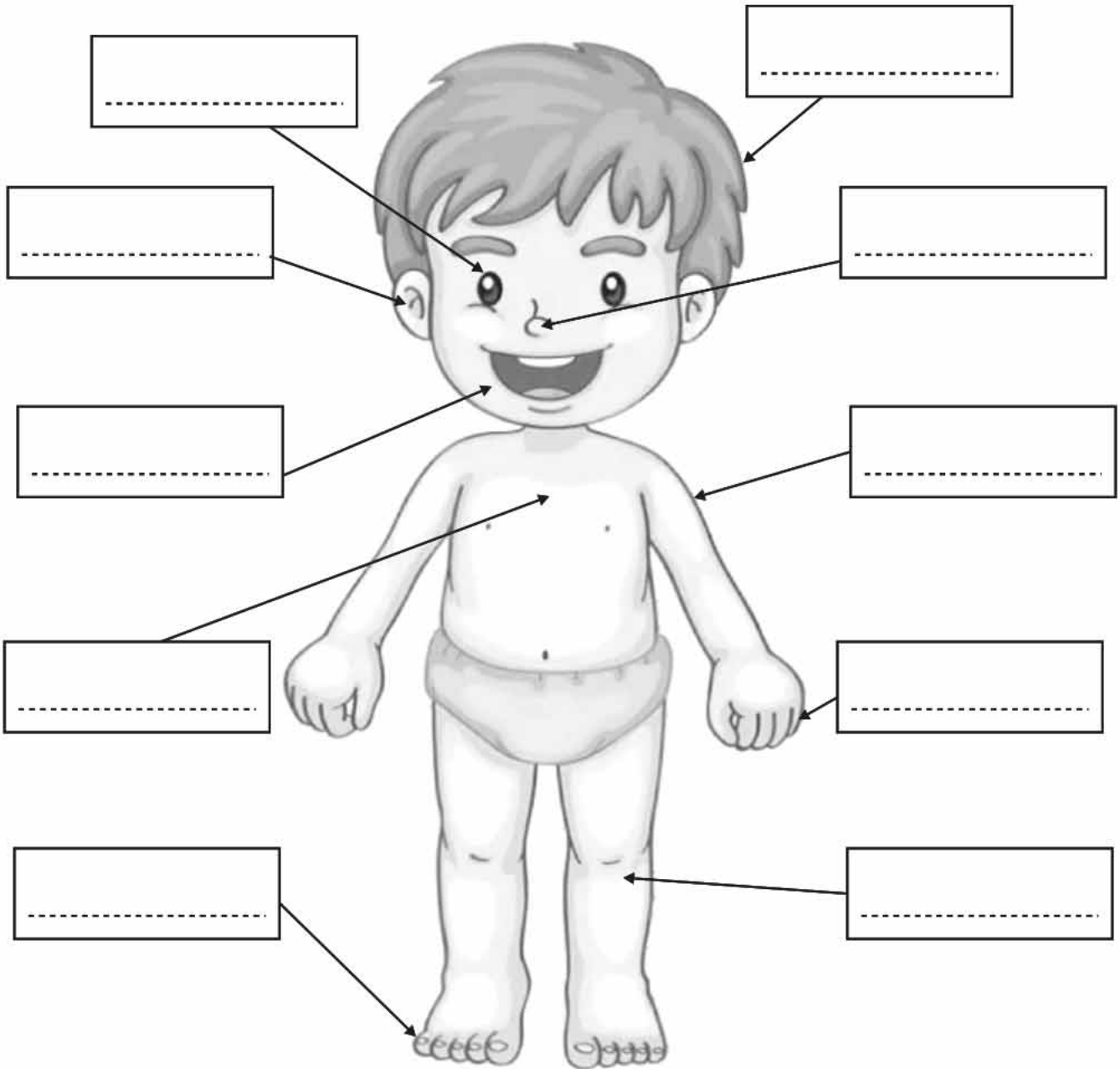
1. कक्षा-कक्ष में 4 समूह बनाए। जाएंगे, सभी समूहों को एक-एक Word Treasure Ring Game दिया जाएगा।
2. एक रिंग फैंकने के लिए दी जाएगी, रिंग फैंकने पर रिंग के बीच में जो letters आएंगे, उनसे विभिन्न शब्दों का निर्माण करवाया जाएगा।
3. समूह का एक बच्चा, बनने वाले विभिन्न शब्दों को एक जगह लिखता जाएगा, जिसे वह सभी के सम्मुख प्रस्तुत करेगा। इसी प्रकार प्रत्येक समूह का प्रस्तुतीकरण होगा।
4. अध्यापक बोर्ड पर सही व गलत शब्दों को लिख कर गलतियों को समझाएंगे व सही शब्दों के सही उच्चारण करके विद्यार्थियों को सुनाएंगे।
5. विभिन्न शब्दों हेतु ABL किट के अन्य कार्ड्स भी उपयोग में लिए जा सकते हैं।



Worksheet-26

Competency : The learner can write the names of body parts.

☞ Identify and write name of the parts of the body :



Date:.....

Teacher's Signature

Assessment-1

Q.2 Fill (a/ an/ the) article:

1. I have pen.
2. My friend is using umbrella.
3. Rohit wants to see Taj mahal.
4. Taste of orange is good.
5. Hawa Mahal is in Jaipur.

Q.3 Look at the picture and write the name of occupation in the first sentence and 'He/She' in the second sentence:

Manish is a

..... delivers letters.



Shyama is a

..... sings beautifully.



Q.4 Use appropriate preposition (in/on/under):



1. Dog No. 1 is the car.
2. Dog No. 2 is the table.
3. Cat is the basket.

Q. 5 Write three words beginning with letter "P"

Ans.

Q. 8 Identify the parts of body and write their names :



Remarks:

.....

.....

Teacher's Signature



Worksheet-27

Competency : The learner can write simple words.

☞ **Match the following :**

- | | |
|---------------|--------|
| (i) earth | पेड़ |
| (ii) tree | गाँव |
| (iii) village | पृथ्वी |
| (iv) fire | आकाश |
| (v) sky | आग |

☞ **Fill in the blanks with missing letters :**

- (i) fr__end
- (ii) w__t__r
- (iii) fam__ly
- (iv) hap__y
- (v) tr__in
- (vi) m____ th__r
- (vii) sch__l
- (viii) cl__s__
- (ix) m__rn__ng
- (x) p__l__ce



Date:.....

Teacher's Signature.....

Worksheet-28

Competency : The learner can write simple words.

☞ **Look at the pictures and rearrange the given letters :**



eyk

.....




gdo

.....



neh

.....



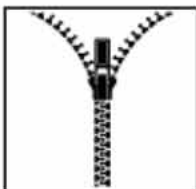
geg

.....



byo

.....



piz

.....



Worksheet-29

Competency : The learner can write the correct plural form for the given words.

 **Tick (✓) the correct plural form of the given words:**

Example :	boy	-	boy	<input type="checkbox"/>	boys	<input checked="" type="checkbox"/>
	mango	-	mangoes	<input type="checkbox"/>	mangos	<input type="checkbox"/>
	pencil	-	pencils	<input type="checkbox"/>	penciles	<input type="checkbox"/>
	bench	-	benchs	<input type="checkbox"/>	benches	<input type="checkbox"/>
	toy	-	toyes	<input type="checkbox"/>	toys	<input type="checkbox"/>
	year	-	years	<input type="checkbox"/>	yeares	<input type="checkbox"/>
	class	-	classes	<input type="checkbox"/>	class	<input type="checkbox"/>
	bag	-	bags	<input type="checkbox"/>	bage	<input type="checkbox"/>
	book	-	bookes	<input type="checkbox"/>	books	<input type="checkbox"/>
	fox	-	foxs	<input type="checkbox"/>	foxes	<input type="checkbox"/>



Date:

Teacher's Signature

Worksheet-30

Competency : The learner can write opposite genders.



Write the opposite gender of the following words.

- (a) Sir - (b) Boy -
- (c) Fox - (d) Peacock -
- (e) Father - (f) Groom -
- (g) Cock - (h) Lion -
- (i) Tiger - (j) Actor -



Match the opposite gender :

- | | |
|-----------|--------------|
| (a) King | (a) mare |
| (b) Son | (b) aunt |
| (c) Man | (c) woman |
| (d) Uncle | (d) daughter |
| (e) Horse | (e) queen |



Activity-2

Competency - The learner can understand vocabulary.

The learner can understand and use gender and opposite words.

Activity Title - Word Game

- Materials** - 1. Gender Word Game
2. Opposite Word Game
3. Singular and Plural Word Game

The image displays three word game boards. The first board, 'OPPOSITE WORD GAME', is a board game with a path starting from 'Start' and ending at 'End'. The path includes words like 'Blunt', 'Far', 'Always', 'Wrong', 'Tall', 'Possible', 'Cry', 'Shut', 'Safe', 'Weak', 'After', 'Thin', 'Roll Again', 'Slow', 'Dirty', 'Ugly', 'Go Back 4 Steps', 'Bad', 'Close', and 'Down'. The second board, 'Singular And Plural Game', is a grid of words where the player identifies the singular or plural form. The third board, 'GENDER WORD GAME', is a grid of words where the player identifies the gender of the word.

Steps for the activity:-

1. कक्षा-कक्ष में सभी विधार्थियों को समूह में बाँट कर Word Game बाँटे जाएंगे एवं एक डाईस दी जाएगी।
2. डाईस फेंक कर हर बच्चा अपनी चाल चलेगा एवं डाईस के अनुसार जिस जगह पर गोटी आएगी उस जगह पर लिखित शब्दों को जोर से पढ़ा जाएगा, जिसे सभी दोहराएंगे।
3. अध्यापक गेम के अनुसार आए शब्द का विलोम, लिंग या वचन बताएंगे। अध्यापक सही उच्चारण, अर्थ व उपयोग सभी को समझाएंगे।

Worksheet-31

Competency : The learner can write simple sentences.

 Make sentences by using words given in the box :

cow, girl, story book, jar, key, bird, box

This is a pond.

This is a _____ .

This is _____ .

This _____ .

This _____ .

_____ .

_____ .

_____ .



Assessment-2

Q. 1 Write the opposite gender :

- (i) Madam (ii) Him
- (iii) Mare (iv) Daughter
- (v) Grandfather (iv) Hero

Q. 2 Make sentence using the words given in the box :

chair, bus, cars, dolls, fridge

- (i) This _____ (ii) These _____
- (iii) This _____ (iv) These _____ (v) This _____

Q. 3 Fill in the blanks :

- (i) w__t__r (ii) hap__y (iii) h__ir
- (iv) w__sh (v) b__e

Q. 4 Match the following :

- (i) Village - पुत्र
- (ii) Fire - गाँव
- (iii) Sun - आग
- (iv) Son - सूर्य

Q. 5 Correct the words by rearranging the letters :

- (i) byo _____ (ii) neh _____ (iii) Piz _____

Q. 6 Write plural :

- (a) key (b) story
- (c) chair (d) brand
- (e) bush (f) leaf
- (g) potato (h) box

Remarks:

.....

.....


Teacher's Signature.....



Worksheet-32

Competency : The learner can identify vowel sound letters.


* **Identify the letters and circle (vowels) in the given picture :**




Worksheet-33

Competency : The learner can understand colours.


★ Match the following pictures of fruits with their colour :



Brown



Yellow



Red



Green



Date:.....

Teacher's Signature.....

Activity - 3

Competency - The learner can read, write new vocabulary

Activity Title - Learn New Words.

Materials - Activity Cards

1. Seven colours of Rainbow.
2. Colours Combination.

A.B.L. - ENGLISH

7 Colours of Rainbow
इन्द्रधनुष के सात रंग

VIOLET INDIGO
BLUE GREEN
YELLOW ORANGE
RED

Teacher will discuss about how rainbow appears and sequence of the colours.

CLASS - 3 to 5 Activity Card- 7/30

A.B.L. - ENGLISH

Colours Combination

रंग संयोजन

Red + Yellow = Orange
Yellow + Blue = Green
Blue + Red = Violet
White + Black = Gray
Red + White = Pink
Red + Green = Brown

Teachers will ask the students to find new colour by adding the two or more colours.

CLASS - 3 to 5 Activity Card- 7/30

Steps for the activity:-

1. सभी बच्चों को चार-चार के समूह में बाँट कर एक-एक activity card बाँटा जाएगा।
2. प्रत्येक समूह के बच्चों को 5 मिनट के समय देकर उन शब्दों को पढ़ने के लिए कहा जाएगा।
3. शब्दों को सभी के सामने जोर से बुलवाया जाएगा ताकि उच्चारण सही हो सके।
4. अध्यापक बोले गए शब्दों के उच्चारण को सही करते हुए बोर्ड पर लिखेगे। इस तरह से विभिन्न Activity Cards पर कार्य करवाया जाएगा।

Worksheet-34

Competency: The learner can write simple words.

* Look at the picture and complete the word in the given space:



d _____



s _____



n _____



k _____



h _____



b _____



t _____



t _____



Date:


Teacher's Signature

Worksheet-35


Competency : The learner can read simple words.

* Read the words carefully and match with the pictures :

ring




sun



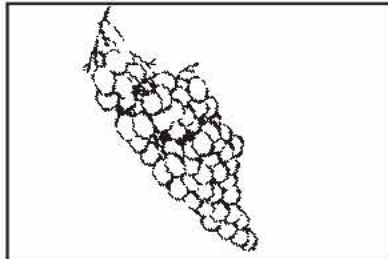
watermelon



grapes




tree



Worksheet-36

Competency : The learner can write simple words.

★ Look at the picture and fill the missing letters :



e _ _ p _ _ n _



r _ d _ o



s _ _ _ t _ r



h _ _ d p _ _ p



t _ _ c _ _ r



Date:.....

Teacher's Signature

Assessment-3

Q.1 Circle vowel in the given picture:



Q.2 Look at the picture and write the word related to the picture :




.....



.....



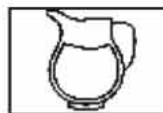
.....



.....

Q.3 Read the words carefully and match with the related picture:

watermelon



lock



jug



Q.4 Fill in the blanks with the missing letters:



r _____ o



h _____ dp _____ p



s _____ ter



d _____ c _____ r

Remarks:

.....

.....



Worksheet-37

Competency : The learner can read simple words.

*** Match the following :**

comb

teeth

brush

hands

wash

hair

read

vegetable

chop

books




Date:.....

Teacher's Signature


Worksheet-38

Competency : The learner can write simple words.

* Look at the pictures and write their names :




b.....




m.....



s.....



f.....



u.....



Worksheet-39

Competency : The learner can understand different vehicles.

★ Match the following:



jeep



motorbike



aeroplane



ship



bicycle



helicopter



train



bus

★ Circle the odd one :

On road			
Air			
Water			



Date:..... Teacher's Signature

Worksheet-40

Competency : The learner can write simple words.

✱ Write the missing numbers in English :

one four

..... seven

..... ten

✱ Write the number that comes just after the given number :

four eight

one three

nine six



Worksheet-41

Competency : The learner can use pronoun properly.

★ Look at the pictures and complete the sentences using ' He/She':

..... is a painter.



..... is a mason.



..... is a player.



..... is a singer.



..... is a dancer.



..... is a writer.



Date:.....

Teacher's Signature

Assessment-4

Q.1 Write the missing numbers in English:

one four
..... seven ten.

Q.2 Match the following:

comb	hands
brush	books
wash	teeth
read	hair

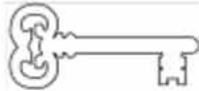
Q.3 Look at the pictures and write their names:



.....



.....



.....



.....

Q.4 Match the following :



helicopter



train



bus

ship



Remarks:

.....

.....

Teacher's Signature



Worksheet-42

Competency : The learner can use 'This and That'.

★ Fill in the blanks using 'This/ That' :



..... This is a pot.

(ii) That ball is mine.



..... is a pen

(iv)pencil is yours.



..... is a book.

(vi) is a bicycle.



..... is a hat.

(viii) is a ball.



Date:.....

Teacher's Signature

Worksheet-43

Competency : The learner can write simple words.

- ★ Look at the pictures and arrange them in proper order to make a meaningful story. Write any word under each box related to the story :



.....



.....



.....



.....



.....



.....




Activity-4

Competency - The learner can read and write simple sentences.

The learner can understand the story.

Activity Title - Story Time.

Materials - Story Card.



Chintu was a very naughty boy. He used to sit on a tree with his catapult and some stones.



One day he saw the bald priest. His head was shining in the sun. Chintu could not stop himself so he aimed it at the priest's head.



The priest cried out in pain. He looked around and said, "Your aim is excellent, son."



"Tomorrow the king will pass this way. You must hit a stone to his head. He will reward you for the perfect aim."



Next day when the king passed by, Chintu did as the priest said but besides it the king punished him.



Chintu cried for forgiveness. The king forgave him when he promised not to be naughty anymore.

Steps for the activity:-

1. अध्यापक Story cards को बच्चों के समूह में वितरित करेंगे ।
2. उन्हें चित्रित सामग्री, लिखे हुए वाक्यों, एवं समझ के अनुसार पढ़ने हेतु कहेंगे ।
3. क्रमानुसार जमाने के बाद प्रत्येक समूह को प्रस्तुतीकरण हेतु बुलाया जाएगा एवं कहानी के बारे में बनी समझ को सभी के सम्मुख प्रस्तुत करने हेतु कहा जाएगा ।
4. अध्यापक बच्चों द्वारा प्रस्तुत की गई कहानी के विभिन्न पक्षों को सभी के समक्ष रखेंगे ।

Worksheet-44

Competency: The learner can identify and write numbers in words.

☞ **Count the balls and write the number name in words :**



.....



.....



.....



.....



.....



.....



.....



Worksheet-45

Competency : The learner can write the action words.

☞ **Look at the pictures and write the action words :**



dancing _____



s _____



e _____



s _____



c _____



r _____



w _____



w _____



p _____



Date:..... Teacher's Signature

Activity - 5

Competency - The learner can write simple words.
The learner can understand vocabulary.

Activity Title - New word learning.

Materials - Flash Cards
Spiral calendar for framing sentences.

him	she	you	him	with	they	Does	have	Their
All	her	and	We	An	any	Shall	might	They
The	but	isn't	will	the	now	above	upon	below
not	Was	into	Our	did	this	under	Were	much
why	few	Can	dis	that	had	in side	were	about
was	his	last	Has	Are	am	won't	Aren't	from
You	to	our	do	Will	of	before	Don't	being
my	My	His	out	has	Do	When	these	Whose
can	Had	Am	like	are	may	Where	didn't	whom
We	Did	Its	No	Her	She	Your	been	Have
at	ful	up	for	Is	me	often	fruit	away
un	as	us	by	be	so	among	actor	can't
an	no	till	He	all	on	would	song	shall
if	is	its	he	"	.	when	more	whose

Steps for the activity:-

1. अध्यापक बच्चों के चार समूह बनाएंगे, प्रत्येक समूह को flash card बाँट देंगे।
2. प्रत्येक समूह को कुछ समय देते हुए उन कार्ड्स पर चर्चा व उच्चारण करने के लिए कहा जाएगा।
3. इसके पश्चात प्रत्येक समूह को सामने बुलाया जाएगा व प्रत्येक शब्द के उच्चारण हेतु कहा जाएगा।
4. इस तरह से सभी बच्चे विभिन्न नए शब्दों से परिचित हो जाएंगे।

Worksheet-46

Competency: The learner can write the numbers in words.

☞ Write the numbers name in words in the given space :

83 **eighty three**
.....

63

100

70

50

12

1000

29

28

30

14

49

35

93

42

87

56

78

75

90



Date:.....

Teacher's Signature

Assessment - 5

Q. 1 Write number names for given picture :



Q. 2 Write five action words :

e..... c..... r..... d..... s.....

Q. 3 Write following digits in words:

12 ___ 14 ___ 40 ___
34 ___ 54 ___ 100 ___
25 ___ 67 ___ 83 ___

Q. 4 Correct the following spelling :

(i) Thurty (ii) fourty
(iii) Sixti eight (iv) Eliven

Q.2 Fill in the blanks using 'This/ That':




..... is a pot.

..... is a pen.



Q.3 Look at the pictures and arrange them in proper order to make a meaningful story. Write any word under each box related to the story :



.....



.....



.....



.....

Remarks:
.....
.....

Teacher's Signature



Worksheet-47

Competency : The learner can draw a picture and recognise the colour name.

 **Draw a picture of a flower using three colours and leaves with green colour :**



Date:.....

Teacher's Signature

Worksheet-48

Competency : The learner can write new words.

☞ **Complete the chain by writing the rhyming words :**

pen	men
cat	rat
sit	hit
gun	bun
top	mop

☞ **Make new words by choosing the first letter from the given table :**

Example :

d	dog	dot	den
h
b
l
f



Worksheet-49

Competency : The learner can write simple sentence using pronoun.

☞ **Fill in the blanks using He/ She/ It :**

(i) is a girl.



(ii) is a boy.



(iii) is a water bottle.



(iv) is playing football.



(v) is a pen.



(vi) is a flower pot.



(vii) is going to office.



(viii) sells toys.



Date:.....

Teacher's Signature

Activity - 6

Competency - The learner can write simple sentences.

Activity Title - Framing sentences.

Materials - Spiral calendar for framing sentences.

Sunday	study	before	green	Saturday	Boy	will	telling	about	bags
Sun	rises	after	yellow	monday	The man	do	looking	for	party
Keep	walks	busy	good	December	It	shall be	dancing	for	books
Come	quiet	like	pink	city	She	was	reading	their	picnic
Peacock	here	eaten	animals	basket	He	will be	enjoying	in	farm
Shopkeeper	love	in	waste	box	They	is	farming	on	the school
A person	sat	tease	speak	east	You	were	carring	a	basket
					We	are	going	to	the market
					I	am	helping	the	boy

SENTENCE MAKING CALENDAR

RAJASTHAN COUNCIL OF SCHOOL EDUCATION
Block-6, Dr. Radha Krishnan Shiksha Sankul, JLN Marg, Jaipur - 302017

Steps for the activity:-

1. कैलेंडर के विभिन्न साँचे को आगे पीछे करते हुए शब्दों को सही क्रम में जमाते हुए वाक्य का निर्माण करेंगे।
2. अध्यापक शब्दों का व वाक्यों का निर्माण करते हुए सही उच्चारण भी करेंगे।
3. यही प्रक्रिया बच्चों के साथ भी दोहराई जाएगी।
4. इससे बच्चे उच्चारण, शब्द, articles, prepositions, colours name, वाक्य निर्माण, framing questions सीखेंगे।

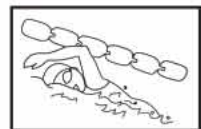
Worksheet-50

Competency : The learner can use preposition in sentences.

☞ **Fill in the blanks with the words given in the box :**

in on under into

1. The rat is the cage.
2. The ball is the table.
3. He is swimming the river.
4. He jumped the river.
5. The books are the bag.
6. Ritu came the room.
7. The birds are the nest.
8. Rohan is standing the table.
9. Sheela is putting the books her bag.
10. Lion is sitting the tree.



Date:.....

Teacher's Signature

Worksheet-51

Competency : The learner can write simple words (adding 'ing')

 Rewrite the following verbs by adding 'ing' :

go + ing

come + ing

drink + ing

eat + ing

jump + ing

throw + ing

read + ing

brush + ing

cut + ing

live + ing



Assessment-6

1. **Make new rhyming words :**

Pen ○ ○ ○

2. **Match the same sound words (rhyming words) :**

day won
pin say
one keep
jeep bin

3. **Make new words by choosing the first letter from the given table :**

	1	2	3
w
p
j

4. **Fill in the blanks by choosing the appropriate pronoun :**

- (a) This is Deepika. is a girl. (He/she)
 (b) This is Rohan. is my friend. (He/she)
 (c) This is Monika. is playing football. (He/she)

5. **Make new words by adding + 'ing'**

- (i) eat + ing (ii) do + ing
 (iii) sleep + ing (iv) jump + ing
 (v) write + ing (vi) listen + ing

6. **Fill in the blanks with suitable prepositions :**

in, on, under, into

- (i) Kamini is coming _____ the room.
 (ii) I put my book _____ the table.
 (iii) The lion is sleeping _____ the tree.
 (iv) The students are _____ the classroom.

Remarks:

Teacher's Signature



Worksheet-52

Competency : The learner can use article (a/an/the).

 **Tick (✓) the sentences with correct articles (a/an/the):**



1. Kalpana Chawla was an astronaut
2. Kalpana Chawla was a astronaut
3. Kalpana Chawla was the astronaut



1. Amar is a Yoga teacher.
2. Amar is an Yoga teacher.
3. Amar is the Yoga teacher.



1. A elephant is a big animal
2. An elephant is a big animal
3. The elephant is a big animal



1. A peacock is our national bird.
2. An peacock is our national bird.
3. The peacock is our national bird.



1. Payal has a umbrella.
2. Payal has an umbrella.
3. Payal has the umbrella.



Worksheet-53

Competency : The learner can write simple sentences.

👉 Complete the sentences with the help of picture and words given in the box :

colours, doll, car, icecream, toy, butterfly



I am _____.

I like _____.

I am _____.

I like _____.



_____.

_____.

_____.

_____.





Date:

Teacher's Signature

Worksheet-54

Competency : The learner can write simple sentence using present continuous.

 **Fill in the blanks using 'is/am/are' :**

1. Arun doing his home work.
2. I sharpening the pencil.
3. His mother cooking food.
4. We playing in the ground
5. I going to buy some books from the market.
6. My brothers flying kites in the morning.
7. She reading a newspaper.
8. A hunter coming to shoot animals.
9. I a girl and want to become a lawyer.



Worksheet-55

Competency : The learner can write simple sentence using simple future.

 **Fill in the blanks with - 'will' or 'shall' :**

1. They go to Udaipur next week.
2. You take part in drama.
3. I write a story.
4. We play a match tomorrow.
5. She dance in annual function.
6. Preeti and Lakshita sing a song in assembly.
7. It be very easy for me.
8. I draw a painting.
9. We overcome someday.
10. You win the race this year.



Date:.....

Teacher's Signature

Activity - 7

Competency - The learner can write sentence using simple present, present continuous.


Activity Title - Helping verb.

Materials - 1. Activity Cards
2. Spiral Calenders
3. Flash Cards


A.B.L. - ENGLISH

Verb
क्रिया


VERB tell us what someone or something is doing.
(a word that shows action)




Listen




Pray



Give



Laugh



Run

CLASS - 3 to 5 Activity Card- 20/30

A.B.L. - ENGLISH


Helping Verbs
सहायक क्रिया

am, are, is, was, were, has, have, had, do, does, did, shall, will, should, would, may, might, must, can, could, be, been, being

The Verbs that come before the main verb in a sentence.

Ishita is dancing.
helping verb main verb

The helping verb song (sing to the tune of 'Jingle bell')
Helping verb ! helping verb!
There are 23
Am, is, are ! was and were !
being, been and be!
Ohh have, has, had ! Do, does, did,
shall, should, will and would.
There are some more helping verbs
may, might, must, can, could.



CLASS - 3 to 5 Activity Card- 20/30

Steps for the activity:-

1. अध्यापक simple present के कुछ वाक्य बोर्ड पर लिखेंगे व verb को underline करेंगे ।
2. Sentence में आए हुए helping verbs को circle करेंगे ।
3. Verb एवं helping verb में अन्तर बताएंगे ।
4. Activity Card की सहायता से verb एवं helping verb बताएंगे ।
5. Worksheets में आए हुए विभिन्न sentences के माध्यम से sentence formation पर कार्य करेंगे ।

जैसे- I + am +

He + is +

We + are +

him she you

Does have

Shall might

Assessment-7

1. Fill in the blanks with correct article (a/an) :

- (a) This is aeroplane.
- (b) I am boy.
- (c) That is egg.
- (d) This is unique thing.
- (e) You are honest boy.

2. Tick mark the circle before the sentence with correct use of article (a/an) :

- (a) Himanshu has a umbrella
- (b) Himanshu has an umbrella
- (c) Himanshu has the umbrella

3. Complete the sentences, with the help of words given in the box :

colour, doll, boy, chocolate, girl, red

- (i) I am a _____
- (ii) The _____ of this shirt is red.
- I like _____
- I like _____ colour.

4. Complete the sentences with is/are/am :

- (i) Ruchika _____ my best friend.
- (ii) You _____ a good football player.
- (iii) Cow _____ a useful animal.
- (iv) I _____ a doctor.

5. Fill in the blanks with given verbs :

- (a) You _____ win the game. (will / shall)
- (b) I _____ go to Ajmer tomorrow. (will / shall)
- (c) Rohan and Shaan _____ dance in the party. (will / shall)
- (d) We _____ swim in the river. (will / shall)
- (e) He _____ write a poem. (will / shall)



Remarks:
.....
.....

Teacher's Signature.....

Midline Assessment (मध्यावधि मूल्यांकन)

- ✦ यह मूल्यांकन विद्यार्थी स्वविवेक से करेंगे।
- ✦ विद्यार्थी को सभी प्रश्न हल करने हैं।
- ✦ शिक्षक विद्यार्थी को केवल प्रश्न समझने में सहायता करेंगे।
- ✦ टिप्पणी करते समय शिक्षक विद्यार्थी की संपूर्ण शिक्षण गतिविधियों को ध्यान में रखेंगे।

1. Fill in the blanks using articles (a/an/the).

_____ bus

_____ table

_____ elephant

2. Write the missing number names

One _____ three _____ six _____ eight _____ ten

3. Correct the words by rearranging the letters.

Byo _____ geg _____

Piz _____ atr _____

Enp _____ goman _____

4. Make new words using

en pen _____

an man _____

5. Circle the vowels in the given picture.

a g h u r t o l e b k j d
k e l w l k q u



Midline Assessment (मध्यावधि मूल्यांकन)

6. Fill in the blanks using vowel.

f_n c_r h_n d_g m_g

d_n b_n m_p p_t b_g

7. Write plural of the following words.

Key _____ box _____

Girl _____ mango _____

8. Write two words beginning with the given letters

H _____

K _____

R _____

E _____

9. Fill in the blanks by choosing the appropriate pronoun.

1. This is Rupal. _____ is a girl. (He/She)

2. This is Shaan. _____ is my best friend. (He/She)

3. _____ is a pen. (This/These)

4. _____ are trees. (This/These)

10. Write any five body parts name.

11. Write any four fruit names.

a. b.

c. d.

12. Write five action words :

e..... c..... r..... d..... s.....



Date:.....

Teacher's Signature

Midline Assessment (मध्यावधि मूल्यांकन)

13. Match the opposite words:

Open cold
Hot short
Tall shut

14. Match the following :

(i) Village - पुत्र
(ii) Fire - गाँव
(iii) Sun - आग
(iv) Son - सूर्य

15. Tick the correct and incorrect of the following sentences.

	correct	incorrect
(i) Vivek are my best friend.	<input type="checkbox"/>	<input type="checkbox"/>
(ii) You are a good batsman.	<input type="checkbox"/>	<input type="checkbox"/>
(iii) They am good singers.	<input type="checkbox"/>	<input type="checkbox"/>
(iv) I is a doctor.	<input type="checkbox"/>	<input type="checkbox"/>
(vi) Radha is a teacher.	<input type="checkbox"/>	<input type="checkbox"/>

16. Complete the sentences using is/am/are.

1. You ___ a good student.
2. Cow ___ a domestic animal

17. Match the following :



helicopter
train
bus
ship



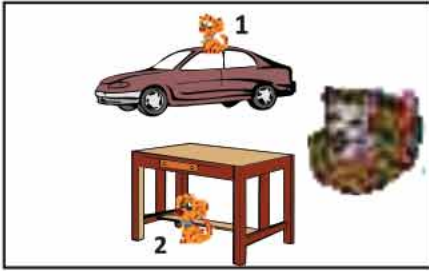
Midline Assessment (मध्यावधि मूल्यांकन)

18. Match the following:

comb
brush
wash
read

hands
books
teeth
hair

19. Use appropriate preposition (in/on/under):



1. Dog No. 1 is the car.
2. Dog No. 2 is the table.
3. Cat is the basket.

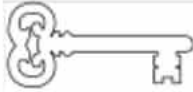
20. Look at the pictures and write their names:



.....



.....



.....



.....

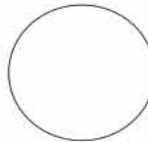
विद्यार्थी के प्रदर्शन का रिकॉर्ड

टिप्पणी :

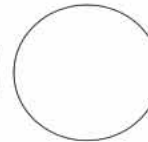
.....

.....

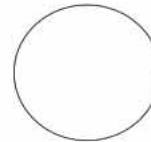
विद्यार्थी समूह (सीखने का स्तर)



समूह-1
LL:2



समूह-2
LL:3-4



समूह-3
At Grade



Date:.....

Teacher's Signature

INDEX

REST OF THE YEAR REMEDIATION

Grade Level : 2



Sr. No	Competency	Worksheet Number	Page Number
1	The learner can understand the vocabulary	56	79
2	The learner can write simple words	57	80
3	The learner can write simple sentences using prepositions	58	81
4	The learner can write simple sentences	59	82
5	The learner can write simple sentences	60	83
6	Assessment - 8		84
7	The learner can learn new vocabulary	61	85
8	The learner can recognise letter sounds	62	86
9	The learner can understand the same sounds	63	87
10	The learner can understand the use of articles (a/an)	64	88
11	The learner can write simple sentences	65	89
12	Assessment - 9		90

Competency : The learner can understand the vocabulary.

👉 Observe the picture and write the name of the activity given in the box :

wake up, ready for school, go to school,
have lunch, go to play, go to bed










Competency : The learner can write simple words. (games/sports name)

☞ Look at the picture carefully and write the name of the game :



Date:..... Teacher's Signature

Competency : The learner can write sentences using prepositions.



Fill in the blanks with the words given in the box :

over, into, in, after, under

- (i) The boys are _____ the class.
- (ii) The horse is jumping _____ the wall.
- (iii) The dog is running _____ the cat.
- (iv) Radha is putting her books _____ her bag.
- (v) The dog is sitting _____ the car.



Fill in the blanks with suitable prepositions :

- (i) The cat jumped _____ (in/into) the river.
- (ii) Meena is sitting _____ (under/on) the bed.
- (iii) She is sleeping _____ (under/in) a tree.
- (iv) Beena is standing _____ (on/at) the bus stop.
- (v) Monday comes _____ (after/ before) Sunday.



Competency : The learner can write simple sentences.

 Make sentences by using words given in the box :

cow, girl, story book, jar, key, bird, box

This is a pond.

This is a _____ .

This is _____ .

This _____ .

This _____ .

_____ .

_____ .

_____ .



Date:

Teacher's Signature

Competency : The learner can write simple sentences.



Write the names of the members of your family :

1. My grand father's name is
2. My grand mother's name is
3. My father's name is
4. My mother's name is
5. My sister's name is
6. My brother's name is
7. My father's nephew's name is
8. My uncle's name is
9. My aunt's name is
10. My cousin's name is
11. My mother's sister-in-law's name is
12. My father's niece's name is



Assessment-8

1. Fill in the blanks with suitable prepositions :

- (i) She came running _____ the hall. (in/into)
- (ii) The cat jumped _____ the wall. (under / over)
- (iii) I am sitting _____ the bench. (on/under)
- (iv) She is _____ the classroom. (in/into)
- (v) The police is running _____ the thief. (after / on)

2. Write any three names of games/sports :

.....

3. Make sentence using the words given in the box :

chair, bus, cars, dolls, fridge

- (i) This _____ (ii) These _____
- (iii) This _____ (iv) These _____ (v) This _____

4. Write the name of your family members and their relation with you.

	Name	Relation
(i)
(ii)
(iii)

5. Look at the picture and write the name of the activity from the given box :



.....

.....



.....

.....

get up,
ready for school,
go to school,
have lunch,
go to play,
go to bed

Remarks:

.....

.....

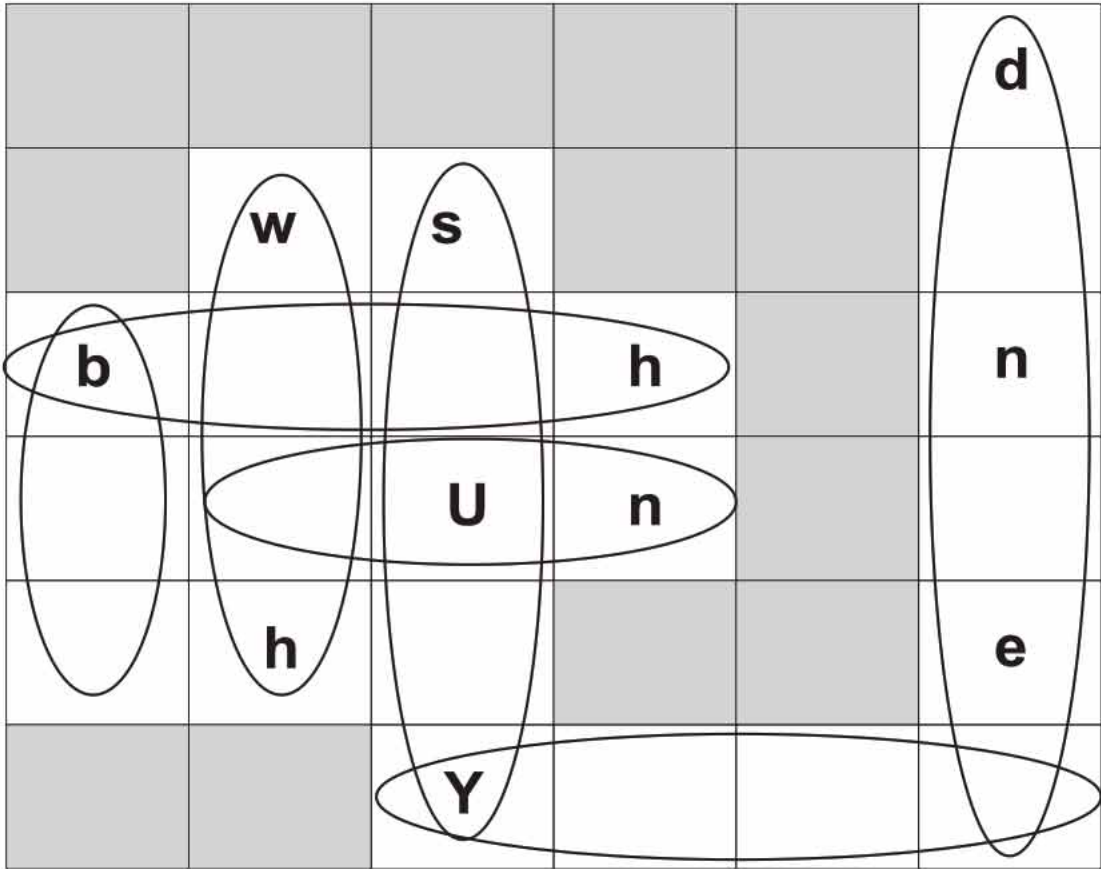


Teacher's Signature.....

Competency : The learner can learn new vocabulary.

☞ Complete the exercise with the words given in the box :

dinner study bee bath wash year sun



Competency : The learner can recognise letter sounds.

☞ **Read aloud the words with 'ee' and 'ea' sounds and write some similar words in blank boxes :**

'ee'

see	seen	keep	weep	fees
need	feed	jeep	feet	deep
cheek	deep	beep	meet	free
seed	sheep	street	green	three

'ea'

eat	neat	seat	clean	read
bean	leaf	sea	leap	speak
tea	ear	year	clear	dear



Date:..... Teacher's Signature

Competency : The learner can understand the same sounds.

☞ Read the words given below and put them in the groups on the basis of their sounds:

- class near clean room
- seen glass broom dear
- groom been fear pass
- year grass green bloom

class	near	clean	room



Competency : The learner can understand the use of articles (a/an).

 **Read the words given in the boxes and write them using 'a/an' in the correct column:**

king	house	classroom	nurse
ant	camel	clock	ocean
eye	inkpot	eraser	class
pen	pencil	sugar	umbrella
a		an	
king		ant	



Date: Teacher's Signature

Competency : The learner can write simple sentence.

☞ **Fill in the blanks with the sources of water and food :**

river, tree, pond, plants

water = r_____ p_____

food = p_____ t_____

☞ **Fill in the blanks to complete the sentences :**

1. Fish live in w..... .
2. Kites fly in the s..... .
3. Snakes live in the h..... .
4. Wild animals are found in the f..... .
5. We get fruits and vegetables from t..... .
6. We should keep our e..... clean.
7. We get rain from the c..... .
8. The cow eats g..... .



Assessment - 9

1. Complete the exercise with the words given in the box :

dinner	year	sun
y	s	d
r	n	e

2. Fill in the blanks using 'a' / 'an' :

- | | |
|--------------------|---------------------|
| (i) ___ fan | (ii) ___ apple |
| (ii) ___ old man | (iv) ___ book |
| (v) ___ eraser | (vi) ___ pen |
| (vii) ___ umbrella | (viii) ___ icecream |

3. Fill in the blanks to complete the sentences :

- (i) Fish Live in w.....
- (ii) Kites fly in the s.....
- (iii) Snakes live in the h.....
- (iv) The cow eats g.....

4. Read aloud the words with 'ee' and 'ea' sounds and write same similar words in blank boxes :

'ee'

see	seen	keep	weep	fees

'ea'

eat	neat	seat	clean	read

Remarks:
.....
.....

Teacher's Signature



INDEX

REST OF THE YEAR REMEDIATION

Grade Level : 3-4

Sr. No	Competency	Worksheet Number	Page Number
13	The learner can understand describing words	66	92
14	The learner can write simple sentences	67	93
15	Activity - 8		94
16	The learner can frame simple questions	68	95
17	Activity - 9		96
18	The learner can read with comprehension	69	97
19	The learner can use describing words	70	98
20	Assessment - 10		99
21	The learner can write sentences using simple present	71	100
22	The learner can write sentences using can/can't	72	101
23	The learner can write sentences using punctuation marks	73	102
24	The learner can write simple sentence using simple future	74	103
25	The learner can understand rhyming words	75	104
26	Activity - 10		105
27	Assessment - 11		106
28	The learner can combine sentences using conjunctions	76	107
29	The learner can combine sentences using conjunctions	77	108
30	The learner can frame questions using helping verbs	78	109
31	The learner can frame question (What, Why, How)	79	110
32	Assessment - 12		111
33	Endline Assessments		112-115

Competency : The learner can understand describing words.

☞ **Identify the describing words from the box and write them below :**

long, brother, tall, friend, white, Kamal, intelligent,
trees, green, Shalini, beautiful, stone, heavy,
room, clean, wide, brave, happy, big

Describing words - (adjectives)

1.

7.

2.

8.

3.

9.

4.

10.

5.

11.

6.

12.



Date:.....

Teacher's Signature

Competency : The learner can write simple sentence.

✍ Introduce a person as given in the example :

Name - Dipika Age - 35
Occupation - Teacher Place - Kota

Example - This is Dipika. She is a teacher. She is 35 years old. She lives in Kota.

(i) Name - Deepak Age - 40
Occupation - Doctor Place - Ajmer

.....
.....
.....

(ii) Name - Shakhil Age - 45
Occupation - Lawyer Place - Bhilwara

.....
.....
.....

(iii) Name - Radha Age - 50
Occupation - Nurse Place - Jaipur

.....
.....
.....




Activity - 8

Competency - The learner can write opposite gender words.

Activity Title - Know Gender.

Materials - Picture Cards.



Steps for the activity:-

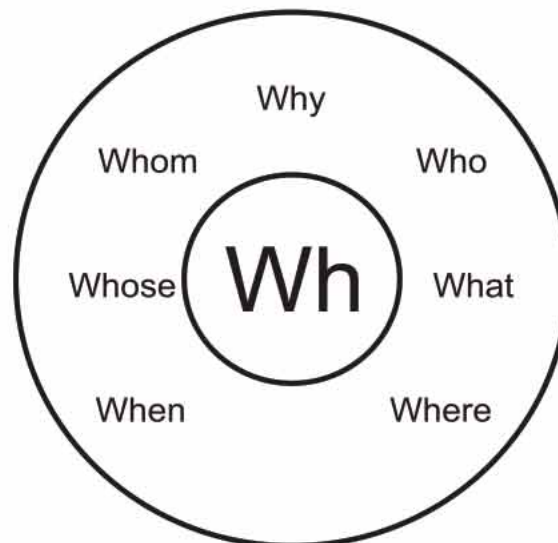
1. बच्चों को विभिन्न picture cards दिए जाएंगे ।
2. सभी बच्चे इन picture cards पर बने हुए चित्रों को देखेंगे व अपनी समझ विकसित करेंगे ।
3. अध्यापक cards पर लिखे शब्दों को पढ़ेंगे व छात्रों से बातचीत करेंगे ।
4. नए शब्दों को board पर लिखा जाएगा व सभी के साथ चर्चा की जाएगी ।
5. इन कार्डों के उपयोग से कहानी व कविता पर भी कार्य किया जा सकता है

Competency : The learner can frame simple questions.

☞ **Fill in the blanks with correct words :**

what, who, where

1. is your book ? (what/where)
2. is your name ? (what/who)
3. is your English teacher? (what/ who)
4. are the students ? (Where/ what)
5. is the clock ? (who/ where)
6. are playing ? (who/ what)



'Wh' Question words

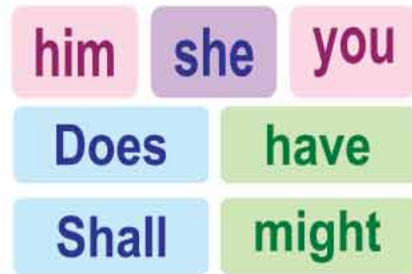
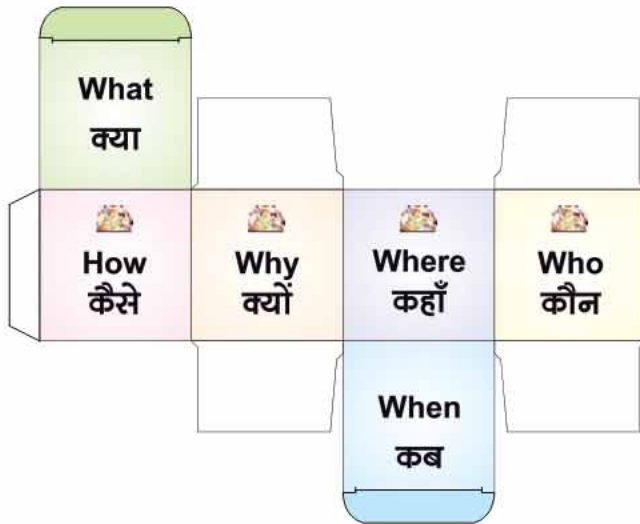


Activity - 9

Competency - The learner can frame questions.
(What, Who, How many)

Activity Title - Framing Questions

Materials - 1. Question framing dice.
2. Flash Cards.
3. Spiral Calender



Steps for the activity:-

1. अध्यापक प्रश्न निर्माण की आवश्यकता को worksheets में आए विभिन्न उदाहरणों के माध्यम से बताएंगे व विभिन्न sentences को board पर लिखेंगे।
2. प्रत्येक sentence के प्रश्न पूछने पर कार्य करते हुए dice के उपयोग से सही प्रश्न बनाएंगें।
3. What, how, why, where, who, when आदि से विभिन्न प्रश्न बनवाए जाएंगें। इस निर्माण प्रक्रिया में Flash cards, picture cards o spiral calender आदि उपयोग में लिए जा सकते हैं।



Competency : The learner can read with comprehension.

 **Write names of the animals :**

that eat grass.

(i)..... (ii)..... (iii).....

that eat fruits and vegetables.

(i)..... (ii)..... (iii).....

that eat other animals.

(i)..... (ii)..... (iii).....

 **Read the instructions and write correct answers in the given space:**

Animals that live on land.

(i)..... (ii)..... (iii).....

Birds that fly.

(i)..... (ii)..... (iii).....

Animals that live in water.

(i)..... (ii)..... (iii).....



Competency : The learner can use describing words.

 Fill in the blanks with the describing words given in the box :

great, clean, heavy, dirty, sharp, curly, helpful, brave, red, bright

1. Your bag is too
2. I have a knife.
3. Her room is so
4. My sister's hair is
5. I don't like street.
6. All teachers are in my school.
7. Maharana Kumbha was a king.
8. All soldiers visited New Delhi.
9. The sunlight is so
10. Veenu has a dress.



Date:

Teacher's Signature

Assessment-10

1. Choose the describing words from the box and write them :

good, table, mobile, smart, large, room, brake, sad, beautiful,
clean, friend, best, hot, pen, fresh, ugly, cold

2. Frame simple questions for answers given here.

(i) _____ ?

These are birds.

(ii) _____ ?

My uncle loves me.

(iii) _____ ?

I live in Jaipur.

3. Write about a person with the help of given words :

Name - Mamta Sharma

Age - 45

Occupation - Teacher

Place - Rajgarh

4. Write the name of animal :

(a) That lives on land

(b) That eats grass

(c) That flies in the sky

(d) That eats grains and vegetable

(e) That eats other animals

5. Find out describing words from the box and rewrite them :

honest, teacher, black, Strong, horse, ugly, train, beautiful, school, big

(i) (ii) (iii)

(iv) (v) (iv)

Remarks:

.....

.....



Competency : The learner can write sentence using simple present.

 **Fill in the blanks by choosing the correct verb :**

1. Cow (give/ gives) us milk.
2. My mother (cooks/ cook) food in the kitchen.
3. The tiger (live/ lives) in the forest.
4. We (goes/ go) to school everyday.
5. They (play/ plays) in the evening.
6. I (like/ likes) mangoes very much.
7. He (has/ have) a bicycle.
8. I (has/ have) a watch.
9. They (have/ has) many books.
10. Aman and Raman (has/have) beautiful flowers.



Date:.....

Teacher's Signature

Competency : The learner can write simple sentence using can/can't.

 **Fill in the blanks with 'can' or 'can't':**

- (i) A cat climb a tree but a elephant
- (ii) A parrot eat chili but a pigeon eat it.
- (iii) Sanjay run fast but his father run fast.
- (iv) In summer we eat icecream but in winter we eat icecream.
- (v) A crow fly but a cow fly.
- (vi) We wear sweater in summer but wewear it in winter.
- (vii) An elephant swim but a fish swim.



Competency : The learner can write simple sentence using punctuation marks.



Rewrite the sentences using capital letter, full stop (.), comma (,) and question mark (?) :

1. he is jumping

.....

2. bittu is crying

.....

3. there are books pencils and pens in my bag

.....

4. i am reading a story

.....

5. how old are you

.....

6. shalini is a brave girl

.....

7. the grass is green

.....

8. what is your name

.....

9. our school is big

.....

10. ishita lakshita and preeti are sisters.

.....



Date:.....

Teacher's Signature

Competency : The learner can write simple sentence using simple future.

 **Make sentences with the help of given table :**

I	will shall	go	to Jaipur
We		play	from Delhi
You		sing	a match
They		dance	a song
He		write	in a party
She		watch	a poem
Rajni		enjoy	a movie
Mohan and Sohan		come	next week

1.
2.
3.
4.
5.
6.
7.
8.



Competency : The learner can understand rhyming words.

 Find rhyming words from the given poem and rewrite them :

Bells are ringing

People are singing.

The sky is clear.

New year's here!

Happy, happy new year

Happy, happy new year

let's all cheer.

New year's here!

My dear peer.

.....

.....

.....

.....

.....

.....



Date:.....

Teacher's Signature



Activity - 10

Competency - The learner can read and write vocabulary.

Activity Title - Body parts with poem.

- Materials** - 1. Activity Cards.
2. Flash Cards.
3. Picture Cards.

A.B.L. - ENGLISH




Hands on my back
What is this here
This is my hand worker
Mummy my dear
Head thinker, eye seer,
nose smeller, mouth eater,
ear listener, hand worker
nicky nicky nose.

Hands on my back
What is this here
This is my knee knocker
Mummy my dear
Head thinker, eye seer,
nose smeller, mouth eater,
ear listener, hand worker,
bread keeper,
knee knocker nicky nicky nose.

Hands on my back
What is this here
This is my Bread Keeper
Mummy my dear
Head thinker, eye seer,
nose smeller, mouth eater,
ear listener, hand worker,
bread keeper,
nicky nicky nose.

Hands on my back
What is this here
This is my foot walker
Mummy my dear
Head thinker, eye seer,
nose smeller, mouth eater,
ear listener, hand worker,
bread keeper, Knee knocker,
foot walker nicky nicky nose.
That's what we learned
in the school.

Recite the rhyme with proper gesture and rhythm. Teacher may use other name of body parts and relate their work in the rhyme. You may use the link given here to make audio visual of this rhyme. <https://youtu.be/uK15kk6bZxA>

CLASS - 3 to 5  Activity Card- 29/30

Steps for the activity:-

1. अध्यापक activity card no. 29 पर वर्णित poem Hands on my back का उच्चारण हाव भाव के साथ बच्चों के समक्ष करेंगे।
2. सभी बच्चे अध्यापक के अनुसार विभिन्न अंगों को छूते हुए हाव-भाव के साथ poem का उच्चारण करेंगे।
3. अध्यापक विभिन्न अंगों व उनके उपयोग पर चर्चा करेंगे।
4. Flash cards, Picture cards, Activity cards आदि के माध्यम से विभिन्न Body parts के ज्ञान को सुदृढ़ किया जाएगा।

Assessment-11

Q.1 Complete the sentences by choosing proper verbs :

- (i) Himanshu _____ (share/shares) his lunch with me.
- (ii) Arush _____ (go / goes) to park in the evening.
- (iii) Akanksha _____ (likes/like) icecream.
- (iv) They _____ (has/ have) a big house in Udaipur

Q.2 Fill in the blanks using can/can't :

- (i) The gate is heavy. I _____ pull the gate.
- (ii) This is a small stone. I _____ pick.
- (iii) A sparrow _____ fly but a penguin _____ fly.
- (iv) Sanjay _____ run fast but his father _____ run.

Q.3 Rewrite the sentences using capital letters and punctuation marks :

- (i) who are you _____
- (ii) i am kamal singh _____
- (iii) he is a teacher _____
- (iv) rajani pratima and kiran are friends _____

Q.4 Make sentences with the help of given table :

We		go	to Delhi
Rajani	will	play	from Chandigarh
I	shall	sing	a match
She		dance	a song
Raju & Renu		write	in a party
You		watch	a poem

1.
2.
3.
4.
5.
6.

Q.5 Find rhyming words from the given poem and under line them.

When I was one When I was two
 I had just begun I was nearly new

Remarks:

Teacher's Signature



Competency : The learner can combine sentences using conjunctions.

 Join the following sentences using 'and', 'but' or 'because':

1. He sat under a tree. He was tired.
.....

2. My brother likes mangoes. My brother likes bananas.
.....

3. Jay speaks Hindi. Jay speaks English.
.....

4. Sonam won the race. She ran very fast.
.....

5. Pinki worked hard. She did not pass.
.....

6. I waited for Pinki. She did not come.
.....

7. The man is old. He runs very fast.
.....

8. Riya is very sad. She lost her book.
.....

9. Shiva has a parrot. Shiva has a dog.
.....

10. I want to eat something. I am hungry.
.....



Competency : The learner can combine sentences using conjunctions.

 **Join the following sentences using 'and', 'but' or 'because':**

1. My bag is big. My bag is heavy.

.....

2. Ashish is a good boy. Ashish is a kind boy.

.....

3. My friend came to meet me. I was not at home.

.....

4. Kishan is poor. He is very happy.

.....

5. Kamal likes tea. Pawan likes coffee.

.....

6. He cannot buy a car. He does not have money.

.....

7. I go to school by bus. My school is very far.

.....

8. Meena likes parrot. It is very beautiful.

.....

9. Gopal is my friend. Ramesh is my friend.

.....

10. Jaipur is a capital city. Shimla is a capital city.

.....



Date:

Teacher's Signature

Competency : The learner can frame questions using helping verbs.

 **Make questions based on the given answers with the help of helping verbs :**

- 1. She has arrived.
.....
- 2. The shop is open.
.....
- 3. They have seen it.
.....
- 4. It is blind.
.....
- 5. He is a dancer.
.....
- 6. We are friends.
.....
- 7. You will go there.
.....
- 8. Ishu is playing.
.....
- 9. I go to school.
.....
- 10. Virat plays cricket.
.....



Competency : The learner can frame questions (What, Who, How many).



Make questions with the help of the words given in bracket - (What, Who, How many) :

Example : - What is your name ?

My name is Gouri.

1. ?

There are four trees.

2. ?

This is a camel.

3. ?

The children are in the park

4. ?

There are two boys.

5. ?

Pawan is a good boy.

6. ?

My bag is heavy.

7. ?

Aarti is playing with Arun.

8. ?

My father is a teacher.



Date:

Teacher's Signature

Assessment-12

1. Join the following sentence using "and", 'but' or 'because' :

(a) Sonam won the race. She ran very fast.

.....

(b) They waited for Raman. He did not come.

.....

(c) Riya is very sad. She lost her book.

.....

2. Make questions based on given answers :

(What, Who, How many)

(a) ?

There are 50 rooms in the hotel.

(b) ?

This is a printer.

(c) ?

Raman is my best friend.

3. Make questions based on the given answers with the help of helping verbs :

(a) They have arrived.

.....

(b) She is a teacher.

.....

(c) I go to school daily.

.....

Remarks:

.....

..... Teacher's Signature



Endline Assessment (समग्र मूल्यांकन)

- ✦ यह मूल्यांकन विद्यार्थी स्वविवेक से करेंगे।
- ✦ विद्यार्थी को सभी प्रश्न हल करने हैं।
- ✦ शिक्षक विद्यार्थी को केवल प्रश्न समझने में सहायता करेंगे।
- ✦ टिप्पणी करते समय शिक्षक विद्यार्थी की संपूर्ण शिक्षण गतिविधियों को ध्यान में रखेंगे।

1. Fill in the blanks with suitable prepositions :

- (i) Anju came running _____ the hall. (in/into)
(ii) The cat jumped _____ the wall. (under / over)
(iii) Ramesh is sitting _____ the chair. (on/under)
(iv) Harish is _____ the garden. (in/into)
(v) The police is running _____ the thief. (after / on)

2. Write the opposite gender :

- (i) ox (ii) she
(iii) horse (iv) husband
(v) mother (iv) Hero

3. Write the name of your family members and their relation with you.

Name	Relation
(i) <input type="text"/>	<input type="text"/>
(ii) <input type="text"/>	<input type="text"/>
(iii) <input type="text"/>	<input type="text"/>
(iv) <input type="text"/>	<input type="text"/>

4. Write the missing numbers in English:

one three
six eight ten
eleven fifteen



Date:.....

Teacher's Signature

Endline Assessment (समग्र मूल्यांकन)

5. Write any three names of games/sports :

.....

6. Write plural :

- | | |
|------------------|-------------------|
| (a) child | (b) library |
| (c) man | (d) brand |
| (e) class | (f) wife |
| (g) tomato | (h) ox |

7. Match the same sounding words (rhyming words) :

- | | |
|-------|-------|
| son | right |
| write | deer |
| meat | hare |
| ant | sun |
| dear | meet |
| hair | aunt |

8. Fill in the blanks using 'a' / 'an' :

- | | |
|----------------------|-------------------|
| (i) ___ fox | (ii) ___ orange |
| (iii) ___ old woman | (iv) ___ book |
| (v) ___ eraser | (vi) ___ pen |
| (vii) ___ honest man | (viii) ___ inkpot |

9. Fill in the blanks to complete the sentences :

- (i) Crocodiles Live in w.....
(ii) Birds fly in the s.....
(iii) Ants live in the h.....
(iv) The cow eats g.....

10. Fill in the blanks by choosing the appropriate pronoun :

- (a) This is Tanishka. is a girl. (He/she)
(b) This is Lakhsya Raj. is my friend. (He/she)
(c) This is Yogita. is playing football. (He/she)



Endline Assessment (समग्र मूल्यांकन)

11. Write following digits in words:

21 _____ 15 _____ 40 _____
43 _____ 12 _____ 100 _____
52 _____ 5 _____ 33 _____

12. Write the name of animal/bird -

- (a) That lives in water
- (b) That eats grass
- (c) That flies in the sky
- (d) That eats grains and vegetable
- (e) That eats other animals

13. Complete the sentences by choosing proper verbs :

- (i) Naman _____ (share/shares) his lunch with me.
- (ii) I _____ (go / goes) to park in the evening.
- (iii) Khushbu _____ (likes/like) icecream.
- (iv) We _____ (love/loves) our country.

14. Fill in the blanks using can/can't :

- (i) This question is very easy. I _____ solve it.
- (ii) Milk is very hot. I _____ drink it.
- (iii) A peacock _____ fly but a camel _____ fly.
- (iv) Varun _____ run fast but his grandfather _____ run.

15. Look at the picture and write the word related to the picture :




.....



.....



.....



.....



Date:.....

Teacher's Signature

Endline Assessment (समग्र मूल्यांकन)

16. Frame simple questions for answers given here.

(i) _____ ?

These are books.

(ii) _____ ?

My mother loves me.

17. Rewrite the sentences using capital letters and punctuation marks :

(i) what is your name _____

(ii) mr.gopal is going to navarangpura

18. Make sentences with the help of given table :

We		go	to Delhi
Rajani	will	play	from Chandigarh
I	shall	sing	a match
He		dance	a song
Suresh and Dinesh		write	in a party

1.

2.

3.

4.

5.

19. Fill in the blanks :

(i) sch__l

(ii) cl__s

(iii) h__ir

(iv) g__rd__n

(v) b__tt__rf__y

20. Correct the words by rearranging the letters :

(i) glir ____

(ii) ioln ____

(iii) wco ____

विद्यार्थी के प्रदर्शन का रिकॉर्ड

टिप्पणी :

.....

.....



“आपकी सजगता, बच्चे की सुरक्षा”



बाल अधिकारिता विभाग राजस्थान सरकार

20/198, सेक्टर-2, कावेरी घाट, के.एल. सेनी स्टेडियम के पास मानसरोवर, जयपुर फोन : 0141-2399335
 Email : ccosjrajasthan@gmail.com, dcr@rajasthan.gov.in • Website : www.dcrraj.in



राजस्थान राज्य शैक्षिक अनुसंधान एवं प्रशिक्षण परिषद्, उदयपुर



राजस्थान स्कूल शिक्षा परिषद्

ब्लॉक-5, डॉ. रामकृष्णन मिशन संकुल परिसर, जयपुर नगर वेस्ट-वार्ड, जयपुर-302017